

ZOOMLION

ELECTRIC ARTICULATING BOOM LIFT

ZA10RJE

Comply with CE/ANSI/CSA Standard

HIGHLIGHTS

- ▶ Center layout, great structural rigidity, and small boom deflection
- ▶ Advanced dual control system (valve control + pump control) offers a energy-saving, smooth and efficient control
- ▶ $\pm 90^\circ$ Jib rotation offers great up and over height
- ▶ Compact dimension of 1.19m (3ft 11in) stowed width, ideal for narrow working conditions
- ▶ Tubular batteries feature long working time and lifespan, and easy for maintenance

FEATURES

Standard Features

Proportional control	Load sensing system
All motion alarm	4.3' LED display
Flashing beacon	Horn
Self-closing entry gate	Timer
Emergency descent system	Jib rotation
Emergency stop button	Vertical lifting function
Auto-leveling system	Thumb joystick for steering
On-board diagnostic system	35A battery smart charger
Over tilt protection system	Battery level display
Solid seamless tire	Low electric quantity protection

Accessories & Options

- ▶ Platform light
- ▶ AC power to platform
- ▶ Airline to platform
- ▶ Electric auxiliary pump
- ▶ Platform console cover (Rated capacity reduced by 10kg)
- ▶ Anti-crushing device (Rated capacity reduced by 10kg)

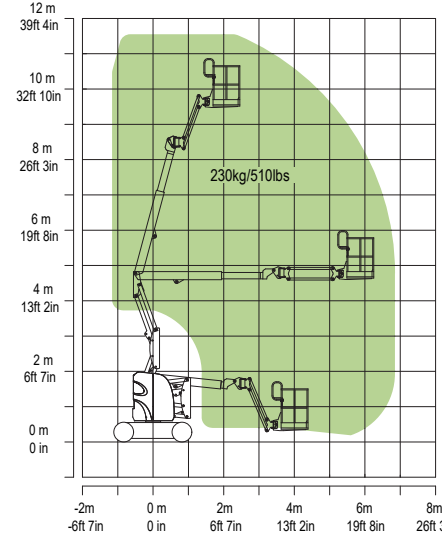
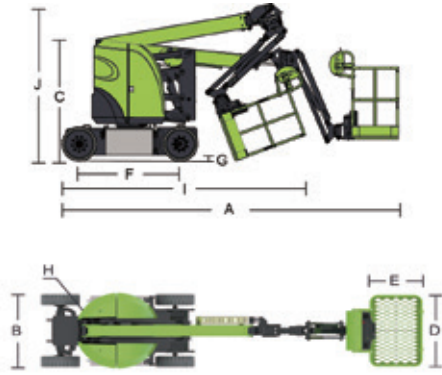
ACCESS WITH ZOOMLION GREEN

Phone: 0086(731)-88353692
E-mail: awp@zoomlion.com

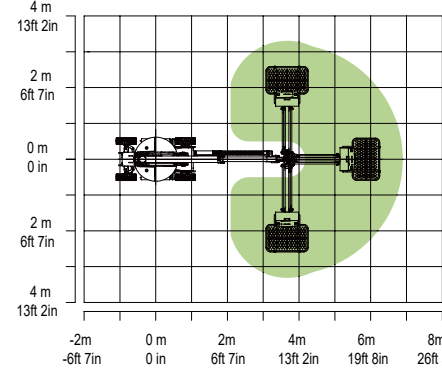
Add: 701 Xulong Nan Lu, Xiangjiang New District, Changsha Hunan, China
Web: www.zoomlion-access.com

ZOOMLION

Model	ZA10RJE	
	Imperial	Metric
Dimension		
Work Height	37ft 11in	11.55m
Platform Height	31ft 4in	9.55m
Horizontal Outreach	22ft 5in	6.85m
Up and Over Height	15ft 1in	4.6m
A - Stowed Length	18ft 1in	5.5m
B - Stowed Width	3ft 11in	1.19m
C - Stowed Height	6ft 6in	1.98m
D - Platform Length	3ft 10in	1.17m
E - Platform Width	2ft 6in	0.76m
Jib length	4ft 1in	1.24m
F - Wheelbase	5ft 5in	1.65m
G - Ground Clearance	4in	0.1m
I - Transport Length (Jib tucked under)	13ft	3.95m
J - Transport Height (Jib tucked under)	8ft	2.45m
Performance		
Platform Capacity	510lb	230kg
Drive Speed	3.11mph	5km/h
Gradeability	35% (19°)	35% (19°)
Turning Radius (Inside)	5ft 7in	1.7m
Turning Radius (Outside)	10ft 8in	3.25m
Turntable Swing	355° non-continuous	
Jib Swing	±90°	
Platform Rotation	±90°	
H-Tail Swing	0m	
Max. Wind Speed	28mph	12.5m/s
Power		
Battery	24×2V/330Ah	
Charger	48V/35A	
Drive Motor	AC 32V/4.4hp	AC 32V/3.3kW
Lift Motor	DC 48V/6hp	DC 48V/4.5kW
Auxiliary Power	Electric pump	
Hydraulic Tank Capacity	3.96(us gal)	15L
Tire		
Type	22X7X17.75 seamless tire	
Weight		
Gross	14440lb	6550kg



Range of Motion ZA10RJE



Range of Jib Swing Motion ZA10RJE

ZOOMLION ACCESS reserves the right to make specification and/or equipment changes without prior notification. Product specifications are updated to June, 2024.