



Ecology and Economy

Beyond the limits!

Comfortable operation

Safety

FB-VIII SERIES

ELECTRIC COUNTERBALANCED FORKLIFT TRUCKS

1.0-3.5t | FB10-8/FB15-8/FB18-8/
FB20-8/FB25-8/FB25-8LB/FB25-8V/
FB30-8/FB30-8V/FB35-8S

Better performance for today's truck and business environment



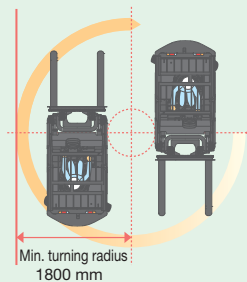
Steering-angle sensitive travel speed limiter (SSC)

This device automatically reduces travel speed when making turns if the angle of the steer wheels exceeds a certain amount in either direction.

※This is not a tip-over prevention device.

Min. turning radius of 1800 mm

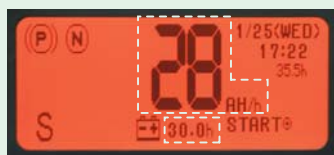
The compact truck body, with a short minimum turning radius of 1800 mm, delivers substantially improved work efficiency in the narrow aisles of a warehouse.



(the FB10 and FB15 trucks)

LCD panel with power consumption indicator and hour meter screens

Multiple LCD panel screens show at a glance various kinds of necessary and critical operating information.



Power consumption (center) and remaining battery time (lower)

START [⊕]	TOTAL	4/08	4/09	4/10	NOW
KEY SW	48.2	7.5	6.9	7.3	3.8 h
DRIVE	18.9	4.0	3.6	3.7	2.1 h
PUMP	17.1	3.1	2.9	3.4	1.7 h
TRAVEL	78.4	8.1	10.1	13.6	8.0 km
WORK	36.8	7.1	6.5	7.1	3.8 h
RATE	89.5	94.6	94.2	97.2	99.9 %

Hour meter screen

Substantially reduced operating noise

The load handling system's AC motor reduces operating noise at the operator's ear by 6 dB while the forks are lifting, compared with conventional trucks, thus substantially increasing operator comfort (the FB15 truck).

Load meter (optional)

The load meter shows the approximate weight of the load on the forks, to help prevent an accident due to overloading.

※The load weight shown on the meter should only be used as a guide.



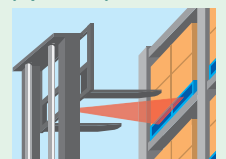
Traveling and load handling interlock system

The traveling and load handling interlock system is a safety device that makes it impossible to operate the lift truck unless the operator is seated correctly in the operator's seat. This system helps prevent an accident from happening if the truck operator is not in the proper driving position or a control is moved unintentionally when no one is in the operator's seat.

※When the interlock system is activated the brake is not applied.
When leaving the truck, make sure to apply the parking brake.

Fork positioning laser unit (optional)

The fork positioning laser unit helps the operator check the fork height and make it easy to insert the forks into the openings in a pallet. It is well suited for stacking and unstacking loads in high locations and for handling loads in a dark area.



※The laser beam is only lit when the forks are level.

Super equalizing charge

If the battery charger is set to the "super equalizing charge" mode, an equalizing charge will be applied to the battery every 24 hours, at the end of a regular cycle charge. This means that the battery will be fully charged and you can use it immediately, even after the truck has been out of service for a long period of time.



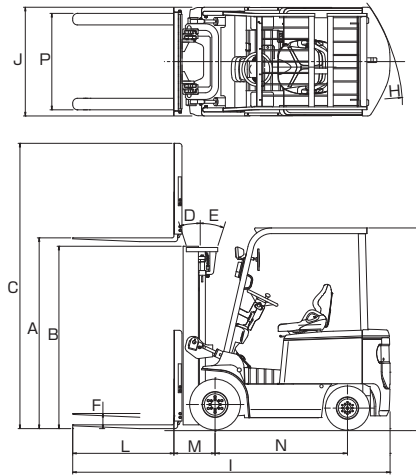
Count on TCM quality for great responses to a variety of work environments.

ELECTRIC COUNTERBALANCED FORKLIFT TRUCKS **FB-VIII** SERIES

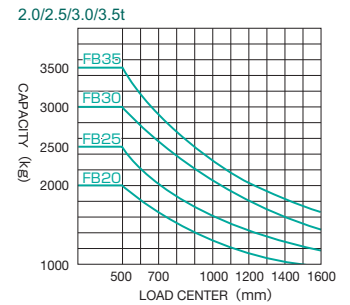
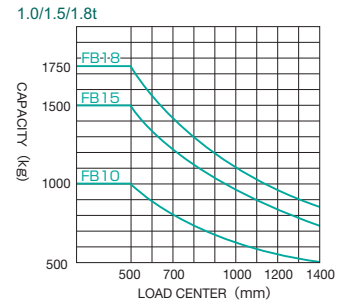
The TCM FB-VIII series was born as the fruit of our incessant quest for environment-friendliness, economy, operator comfort, operability and safety. This new series of electric counterbalanced forklift trucks are the industry's performance leader in a variety of work environments.



STANDARD DIMENSIONS



LOAD CHART



STANDARD SPECIFICATIONS

Characteristics			TCM									
			FB10-8	FB15-8	FB18-8	FB20-8	FB25-8	FB25-8LB	FB25-8V	FB30-8	FB30-8V	FB35-8S
Manufacturer	TCM											
Model												
Load Capacity	kg	1000	1500	1750	2000	2500			3000	3500		
Load Center	mm	500										
Maximum Fork Height	mm	3000										
Free Lift	mm	F	150	155	110			165	170			
Fork Size	L x W x T	mm	920 x 100 x 35			1070 x 122 x 40			1070 x 125 x 45	1070 x 150 x 50		
Tilt Angle	Fwd / Bwd	deg	D/E							6/10		
Overall Length (with Forks)	mm	I	2875	2975	3165	3355	3460	3580		3805		
Overall Length (without Forks)	mm		1955	2055	2240	2285	2390	2510	2735			
Overall Width	mm	J	1070			1150			1225	1380		
Mast Height Fork Lowered	mm	B	1995			2030	2180	2030	2075	2135		
Overall Height Fork Raised	mm	C	4030					4260				
Overhead Guard Height	mm	K	2080 (2140 ³⁾)		2125 (2185 ³⁾)		2250	2100	2190 (2250 ³⁾)	2100	2190 (2250 ³⁾)	
Turning Radius (Outside)	mm	H	1800 (1700 ⁴⁾)	1890 (1790 ⁴⁾)	2070 (1950 ⁴⁾)	2100 (1970 ⁴⁾)	2200 (2065 ⁴⁾)		2290 (2140 ⁴⁾)	2500 (2360 ⁴⁾)		
Fork Overhang (Centerline of front axle to front face of forks)	mm	M	375			435			480	500		
Speeds	Travel Max ¹⁾ (Fwd / Rvs.)	With Load	14.0			13.5			14.0			
		Without Load	16.0			15.5			15.0			
	Lifting ¹⁾	With Load	390	350	330	290	265			290	240	
		Without Load	580			510			490	410		
Total Weight (without battery)	kg	2030	2050	2100	2700	3030	2960	2965	3530	4015		
Tires	Size	Front	6.00 - 9 - 10PR		6.00 - 9 - 12PR		21 x 8 - 9 - 16PR			28 x 9 - 15 - 14PR	250 - 15 - 16PR	
		Rear	16 x 6 - 8 - 10PR			18 x 7 - 8 - 14PR					18 x 7 - 8 (SE)	
	Wheelbase	mm	N	1250	1350	1400	1545			1600	1800	
	Fork Spread (Outside)	mm	P	200 - 920			245 - 1020			250 - 1090	300 - 1090	
	Tread	mm		910			955			1000	1140	
Under clearance	at lowest point	mm	90			100			90			
			90			100			90			
Battery ²⁾ (STD capacity type)	Voltage / Capacity (5-hour rating)	V / AH	48 / 330	48 / 400	48 / 450	48 / 565	48 / 935	48 / 865	72 / 450			
Electric Motors	Drive motor (AC)	kW / 60 min.	6.9			8.5			11.9			
	Hydraulic motor (AC)	kW / 5 min.	8.6			9.0			14.0			
Control Type	Drive		FET inverter									
	Load handling		FET inverter									
	Power steering		FET chopper									

NOTE: 1) Above figures are measured at "Super-mode" operation. 2) Batteries are optional equipment. 3) For European and Scandinavian export trucks 4) Figures are given for trucks with optional EPS.

Manufactured by
TCM[®]
 TCM CORPORATION

1-15-10, Kyomachi-bori Nishi-ku,
 Osaka, 550-0003, Japan
 TEL: +81-6-7669-8906
 FAX: +81-6-7669-8916
<http://www.tcmglobal.net>

Distributed by