



RX 60 Technical Data

Electric Forklift Truck

RX 60-60

RX 60-70

RX 60-80

RX 60-80/900



first in intralogistics

Electric Forklift Truck RX 60-60/80

Making light work of things

This specification sheet, which conforms to VDI guideline 2198, provides the technical values for the standard equipment only.
Different tyres, other masts, the use of accessories, etc., may result in other values.



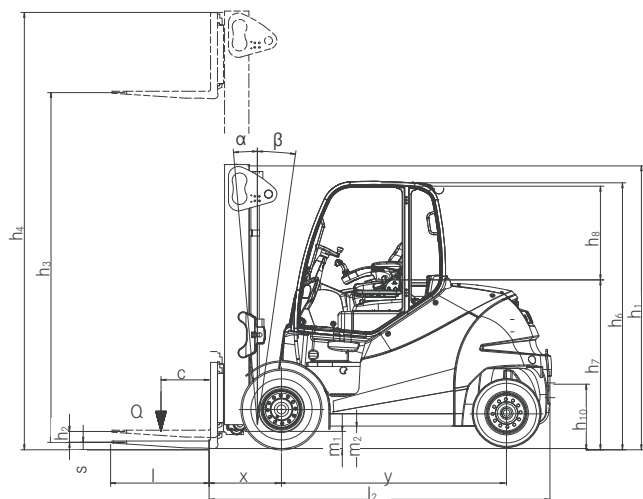
Distinguishing marks	1.1	Manufacturer			STILL	STILL	STILL	STILL
	1.2	Manufacturer's type designation			RX 60-60	RX 60-70	RX 60-80	RX 60-80/900
		Manufacturer model number			6341	6342	6343	6344
	1.3	Drive			Electric	Electric	Electric	Electric
	1.4	Operator type			Seated	Seated	Seated	Seated
	1.5	Rated capacity/rated load	Q	kg	6000	7000	8000	8000
	1.6	Load centre distance	c	mm	600	600	600	900
	1.8	Load distance, centre of drive axle to fork	x	mm	710	720	720	750
	1.9	Wheel base	y	mm	2285	2285	2285	2285
Weight	2.1	Empty weight (incl. battery)		kg	12032	12414	13282	15430
	2.2	Axle loading, laden	front/rear	kg	15842/2154	17751/1761	19355/2015	21549/2366
	2.3	Axle loading, unladen	front/rear	kg	6413/5619	6591/5823	6627/6655	7097/8333
Tyres /chassis	3.1	Tyres			Superelastic	Superelastic	Superelastic	Superelastic
	3.2	Tyre size	front	mm	355/50-20	8.25-15	315/70-15	315/70-15
	3.3	Tyre size	rear	mm	250-15	250-15	250-15	28 x 12.5-15
	3.5	Wheels, number (x = driven)	front		2 x	4 x	4 x	4 x
	3.5	Wheels, number (x = driven)	rear		2	2	2	2
	3.6	Tread	front	b ₁₀	mm	1364	1510	1561
	3.7	Tread	rear	b ₁₁	mm	1358	1358	1432
Basic dimensions	4.1	Angle of mast/fork carriage	front	°	5	5	5	5
	4.1	Angle of mast/fork carriage	back	°	8	8	8	8
	4.2	Height of mast when retracted	h ₁	mm	2710	2710	2710	2710
	4.3	Free lift	h ₂	mm	150	150	150	150
	4.4	Lift ¹	h ₃	mm	3550	3150	3150	2750
	4.5	Height of mast when extended	h ₄	mm	4440	4240	4140	4140
	4.7	Height above protected roof (cab)	h ₆	mm	2697	2697	2697	2697
	4.8	Seat height in terms of SIP	h ₇	mm	1719	1719	1719	1719
	4.12	Clutch height	h ₁₀	mm	520/670	520/670	520/670	520/670
	4.19	Total length	l ₁	mm	4640	4660	4660	5335
	4.20	Length including fork backs	l ₂	mm	3450	3460	3460	3535
	4.21	Overall width	b ₁	mm	1679	1996	2141	2141
	4.22	Depth of prongs	s	mm	70	70	70	70
	4.22	Width of prongs	e	mm	150	150	150	200
	4.22	Length of prongs	l	mm	1200	1200	1200	1800
	4.23	Fork carriage ISO 2328, class/type A, B			ISO IV A	ISO IV A	ISO IV A	ISO IV A
	4.24	Fork carriage width	b ₃	mm	1600	1800	1800	2180
	4.31	Ground clearance under mast	m ₁	mm	220	220	220	220
	4.32	Ground clearance, centre wheel base	m ₂	mm	210	210	210	210
	4.34.1	Working aisle width with pallet 1000 x 1200 crossways	A _{st}	mm	4917	4927	4927	4999
	4.34.2	Working aisle width with pallet 800 x 1200 lengthways	A _{st}	mm	5117	5127	5127	5199
Performance data	4.35	Turning radius	W _a	mm	3007	3007	3007	3049
	4.36	Smallest pivoting distance	b ₁₃	mm	877	877	877	877
	5.1	Driving speed	laden/unladen	km/h	14/17	14/17	14/17	14/17
	5.2	Lifting speed	laden/unladen	m/s	0.36/0.48	0.30/0.37	0.28/0.37	0.28/0.37
	5.3	Lowering speed	laden/unladen	m/s	0.56/0.52	0.53/0.42	0.53/0.42	0.53/0.42
	5.5	Traction	laden	N	28788	28674	28468	27997
	5.5	Traction	unladen	N	29023	28936	28767	28295
	5.6	Max. traction	laden	N	28788	28674	28468	27997
	5.6	Max. traction	unladen	N	29023	28936	28767	28295
	5.7	Axle weight	laden/unladen	%	16.3/25.0	16.1/24.1	16.0/23.0	15.5/22.5
Electric engine	5.8	Max. axle weight	laden/unladen	%	16.3/25.0	16.1/24.1	16.0/23.0	15.5/22.5
	5.9	Acceleration time (15 m)	laden/unladen	s	5.7/5.0	5.8/5.1	5.8/5.1	6.0/5.2
	5.10	Service brake			Mechanic/hydraulic			
	6.1	Drive motor, output with S3 = 60 min		kW	2 x 10.5	2 x 10.5	2 x 10.5	2 x 10.5
	6.2	Lifting motor, output at 15% ED		kW	2 x 21.0	2 x 21.0	2 x 21.0	2 x 21.0
	6.3	Battery in accordance with DIN 43531/35/36 A, B, C, no			DIN 43536 A	DIN 43536 A	DIN 43536 A	DIN 43536 A
	6.4	Battery voltage	U	V	80	80	80	80
	6.4.1	Battery capacity	K _s	Ah	1120 (-1240)	1120 (-1240)	1120 (-1240)	1120 (-1240)
	6.5	Battery weight		kg	2824	2824	2824	2824
	6.6	Energy consumption, 45 VDI combustion cycles/hour		kWh/h	12.6	14.5	16.0	17.7
Misc.	6.7	Handling capacity		t/h	348.4	376.1	411.4	420.0
	6.8	Energy consumption at handling capacity		kWh/h	15.4	17.5	19.2	19.8
	10.1	Working pressure for accessory equipment		bar	250	250	250	250
	10.2	Oil volume for accessory equipment		l/min	60	60	60	60
	10.7	Sound pressure level L _{pA2} (operator's position) ²		dB (A)	<70	<70	<70	<70
	10.8	Human vibrations: acceleration in accordance with EN 13059		m/s ²	<0.7	<0.7	<0.7	<0.7
		Trailer coupling, item/DIN type			Bolt	Bolt	Bolt	Bolt

¹ The nominal lift stated includes the tyre deflection and tyre diameter tolerances

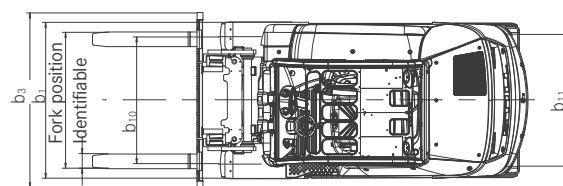
² Excluding cab. Different values with cab

Electric Forklift Truck RX 60-60/80

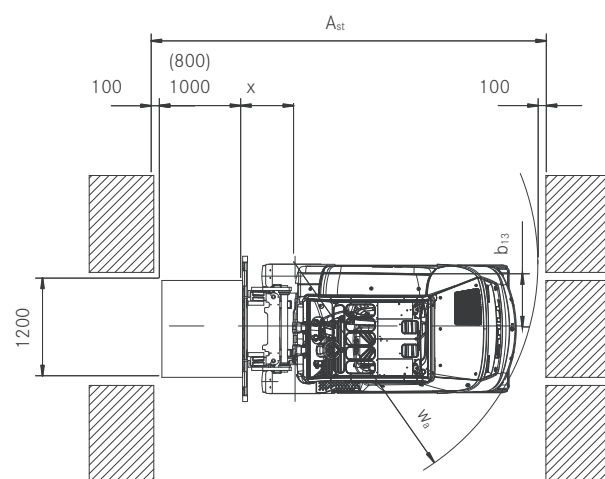
Technical Drawings



Side view



Top view



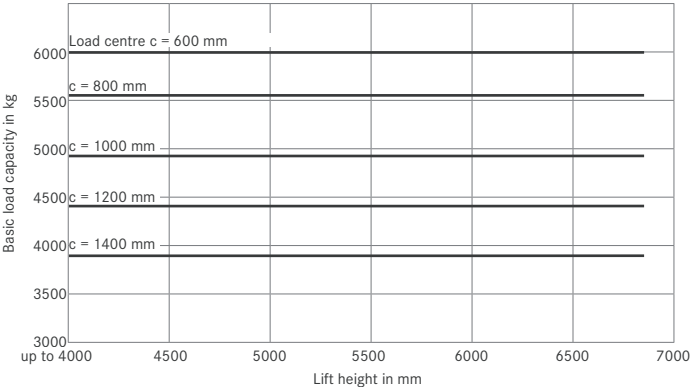
Mast Tables

				Tele mast	Triplex mast
RX 60-60	Overall height	h_1	mm	2710-4360	2710-3760
	Free lift	h_2	mm	110	1755-3005
	Nominal lift	h_3	mm	3550-6850	4770-8670
	Maximum height	h_4	mm	4440-7740	5660-9560
	Maximum width	B	mm	1679	
	Tyres SE = superelastic	v/h		SE 355/50-20 // SE 250-15	
	Track	v/h	mm	1364 // 1358	
RX 60-70	Overall height	h_1	mm	2710-4360	2710-3960
	Free lift	h_2	mm	110	1555-2805
	Nominal lift	h_3	mm	3150-6450	4705-8455
	Maximum height	h_4	mm	4240-7540	5795-9545
	Maximum width	B	mm	2003	
	Tyres SE = superelastic	v/h		SE twin 8.25-15 // SE 250-15	
	Track	v/h	mm	1510 // 1358	
RX 60-80	Overall height	h_1	mm	2710-4360	2710-3960
	Free lift	h_2	mm	110	1555-2805
	Nominal lift	h_3	mm	3150-6450	4705-8455
	Maximum height	h_4	mm	4240-7540	5795-9545
	Maximum width	B	mm	2140	
	Tyres SE = superelastic	v/h		SE twin 315/70-15 // SE 250-15	
	Track	v/h	mm	1561 // 1358	
RX 60-80/900	Overall height	h_1	mm	2710-4360	2710-3960
	Free lift	h_2	mm	110	1320-2570
	Nominal lift	h_3	mm	2750-6050	3955-7705
	Maximum height	h_4	mm	4140-7440	5595-9345
	Maximum width	B	mm	2140	
	Tyres SE = superelastic	v/h		SE twin 315/70-15 // SE 28 x 12.5-15	
	Track	v/h	mm	1561 // 1432	

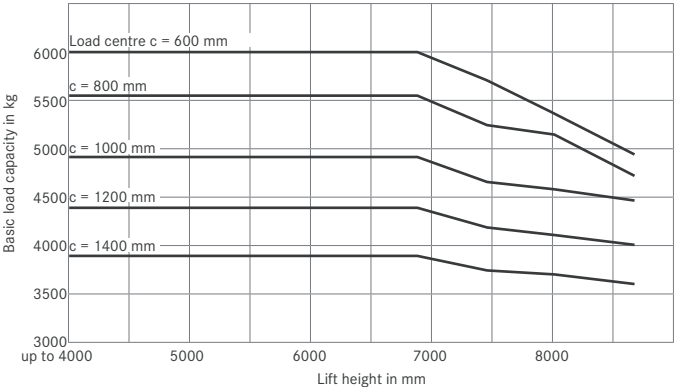
Electric Forklift Truck RX 60-60/80

Basic Load Capacities

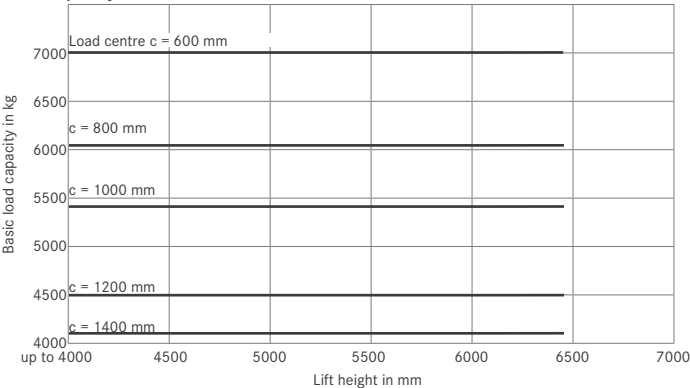
Load capacity RX 60-60 tele mast



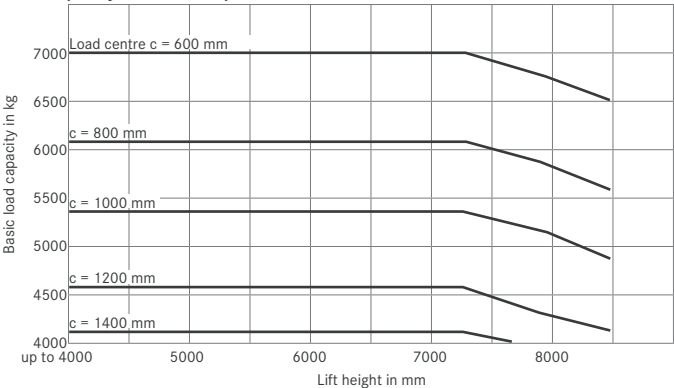
Load capacity RX 60-60 triplex mast



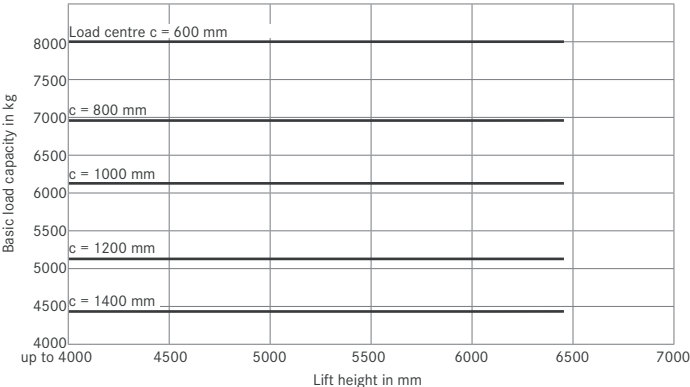
Load capacity RX 60-70 tele mast



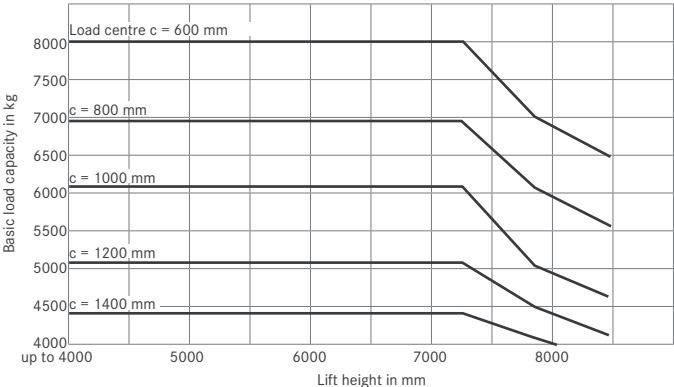
Load capacity RX 60-70 triplex mast



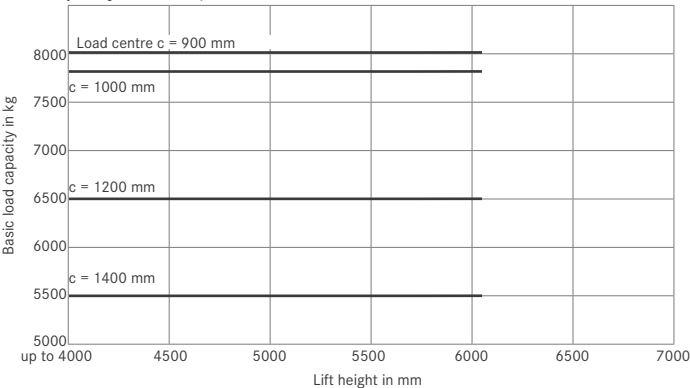
Load capacity RX 60-80 tele mast



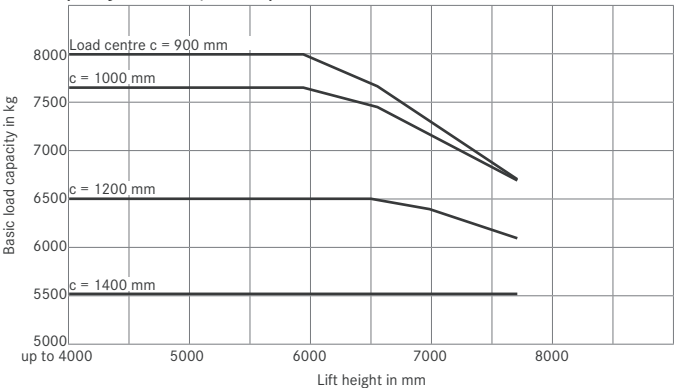
Load capacity RX 60-80 triplex mast



Load capacity RX 60-80/900 tele mast



Load capacity RX 60-80/900 triplex mast



Electric Forklift Truck RX 60-60/80

Making light work of things

Compact design and excellent mobility

The powerful electrical drive unit has very low environmental impact and a high handling rate

Excellent visibility due to driver's cab being set to one side and high seat position



The electric forklifts in the RX 60-60/80 series are emission-free powerhouses. They have particularly high performance, as well as being extremely compact and manoeuvrable. The flagship model, the RX 60-80/900, can lift up to eight tonnes in working aisle widths of just 4,999 mm at a load centre of 900 mm. These strong forklifts are emission-free both inside and out, as well as being a highly efficient means of transport – even in damp and dusty environments.

The sensitive control and the maximum speed of up to 17 km/h ensure a high handling rate.

Whether for freight carriers or manufacturing sectors, handling heavy loads or fast loading and unloading of lorries, its high performance, precise hydraulics and well-conceived forklift ergonomics make the strongest RX-60 model an unbeatable warehouse assistant.

Extensive Equipment

Power

- Nominal load capacity of up to eight tonnes at a load centre of 900 mm
- Maintenance-free 80 V three-phase drive
- Effective movement of goods due to high driving speed of up to 17 km/h
- Sufficient energy for multi-shift operations due to battery capacity of 1,240 Ah and lateral battery replacement

Precision

- Optimum set-up of drive unit and hydraulic control at maximum handling rate or maximum efficiency
- Speed, acceleration and braking can be individually set
- Sensitive operation and continuous control of lifting speed thanks to the latest proportional valve technology
- Driver's cab set to one side gives optimum view of loads to enable precise load handling
- Intuitive single-pedal control

Ergonomics

- The roomy, comfortable driver's cab can be individually set up
- Easily accessible controls
- Hydraulic power steering with small steering wheel, optimally offset to the left
- Narrow, adjustable steering column with no annoying display instruments
- Central display and control unit in the driver's field of vision
- Generous storage space in the right and rear workstation areas
- Consistent operating concept across the whole RX series

- Individually adjustable control concepts (mini-lever, fingertip or joystick)
- Simple and safe entry and exit

Compactness

- Compact forklift sizes and excellent mobility enable working aisle widths of under five metres
- Narrow vehicle frames enable efficient block forklifting

Safety

- Perfect all-round visibility due to higher driver's seat, driver's cab being set to one side, large viewing window in roof and C-pillar at the rear
- Optimum safety levels thanks to the forklift's low centre of gravity and steering axle with high self-aligning bearing
- Electrically heated rear windscreen ensures clear visibility in cold environments
- The forklift's low centre of gravity and a pendulum pivot steering axle ensure optimum visibility
- Outstanding forklift stability when cornering, no electronic assistance required
- Wear-free disc brakes that run in an oil bath

Environmental Responsibility

- Low operating costs due to low energy consumption in all operating cycles and long maintenance intervals
- Emission-free drive
- Blue-Q efficiency model saves up to ten per cent energy at the press of a button with no loss of performance
- Over 95 per cent of all installed materials are recyclable

Electric Forklift Truck RX 60-60/80

Detailed Photos



Manoeuvrable and stable



High availability thanks to fast battery changeover



Easily accessible maintenance positions



Flexible use



Safe ascent and descent

Electric Forklift Truck RX 60-60/80

Equipment Variants



		RX 60-60	RX 60-70	RX 60-80	RX 60-80/900
Driver's seat	Low operating costs due to low energy consumption in all operating cycles and long maintenance intervals	●	●	●	●
	Steel protected roof	●	●	●	●
	Weather-protected, canvas or full cab	○	○	○	○
	Tinted front windscreen, rear and front windows, windscreen washing/wiping system	○	○	○	○
	Single-pedal control	●	●	●	●
	Dual-pedal control	○	○	○	○
	Integrated holders and drink holder	●	●	●	●
	Display and function buttons protected from water spray	●	●	●	●
	Pad with clipboard (removable)	○	○	○	○
	Grammer MSG 65 leatherette cover	●	●	●	●
	Textile cover, airsprung, leatherette cover, lumbar support, height-adjustable back extension, heated seat	○	○	○	○
	Handle on protected roof bar, back right	●	●	●	●
	Horizontal spring plate for driver's seat to minimise human vibrations	○	○	○	○
	Document pocket on the seat back	○	○	○	○
	Roof liner with interior lighting	○	○	○	○
	Radio/MP3 player with USB connection	○	○	○	○
	Protective sunshade and sunblind	○	○	○	○
	1500 W electrical heating incl. defrosting blaster	○	○	○	○
	Cold storage version, display and hydraulic oil can be used at up to -30 degrees	○	○	○	○
	Telescopic clear view mast	○	○	○	○
Mast	Triple clear view mast	○	○	○	○
	Load protection grid	○	○	○	○
	Mast vertical position	○	○	○	○
	Hydraulic accumulator in the lifting cylinder to attenuate pressure peaks in the hydraulic system	○	○	○	○
Tyres	Angle of incline five/eight degrees, front/rear incline	●	●	●	●
	Bellows protects the tilt cylinder from dust and moisture	○	○	○	○
	Superelastic single tyres, SIT system	●	—	—	—
Hydraulics	Superelastic twin tyres, SIT system	○	●	●	●
	Noise-optimised hydraulic pump	●	●	●	●
	Proportional valve technology for especially sensitive movements	●	●	●	●
	Individual parametrisation options for hydraulic functions	●	●	●	●
Drives	Mini-lever with armrest, two levers	●	●	●	●
	Mini-lever with armrest, three or four levers, fingertip or joystick	○	○	○	○
	Five driving programs	●	●	●	●
	Blue-Q energy-saving program	●	●	●	●
Brake	Smooth, continuous acceleration and reversing	●	●	●	●
	Maintenance-free drives for driving, steering and lifting	●	●	●	●
	Enclosed components to protect against dust and damp	●	●	●	●
	Operating hours counter only operational with drive and lifting motor	●	●	●	●
Safety	Wear-free disc brakes that run in an oil bath	●	●	●	●
	Energy recovery when braking	●	●	●	●
	Hydraulic parking brake	●	●	●	●
	Forklift has low centre of gravity and steering with high self-aligning bearing for optimum levels of safety	●	●	●	●
	Protective grille roof	○	○	○	○
	EasyBelt restraint system for quick and safe fastening and unfastening	○	○	○	○
	Easily accessible maintenance positions	●	●	●	●
	IWS restraint system with left-located strap opening	○	○	○	○
	Headlights and LED lighting performance	○	○	○	○
	Speed limiter adjustable by driver	○	○	○	○
	STILL Safety Light warning device, illuminated blue	○	○	○	○
	ATC (Assistance Truck Control) system for safe exit/parking and seat belt control	○	○	○	○
	Load measuring with ±2% precision	○	○	○	○
	FleetManager: access rights, analysis of forklift operating data and accident recorder	○	○	○	○
	STILLProActive, quickly recognises electrical faults via long-distance data transmission	○	○	○	○

● Standard ○ Optional — Not available



STILL Materials Handling Ltd
Aston Way
Leyland Preston
PR26 7UX
Tel.: +44 (0)845 603 6827
Fax: +44 (0)1772 454668

STILL Materials Handling Ltd
19 Hennock Road
Marsh Barton Trading Estate
Exeter
EX2 8RU
Tel.: +44 (0)1392 435151
Fax: +44 (0)1392 824328
info@still.co.uk
For further information please visit:
www.still.co.uk



STILL is certified in the following areas: Quality management, occupational safety, environmental protection and energy management.

